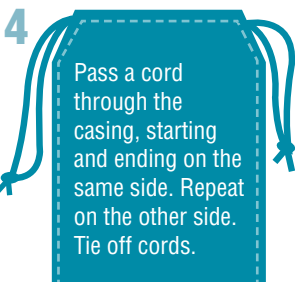
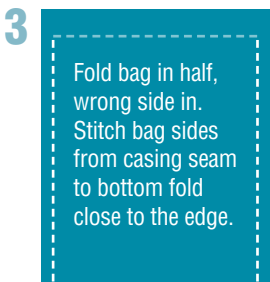
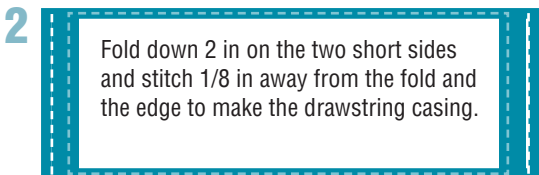
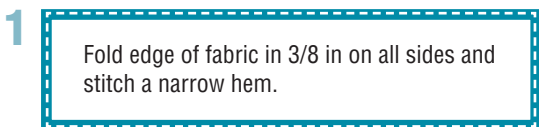


MCC KIT BAGS INSTRUCTIONS

FABRIC GUIDELINES

- Please use a firm, cotton or cotton blend woven fabric—broadcloth is too light, denim or corduroy is too heavy.
- The same guidelines about images on fabric for comforters apply to kit bags — no pigs, military images, flags or religious symbols.
- Please make sure the ties and fabric are good quality. We hope the bags will be in good shape for years to come!
- **Fabric:** Cut one piece 12½ in x 38 in
- **Cord:** Cut two lengths 33 in
*Please make sure cord won't fray with repeated use.
Depending on the fiber content, please knot or melt the ends.*

SEWING INSTRUCTIONS



Finished bag size: 11¾ in x 16¾ in

Please remember to backstitch all seams.





Sima Yadav receives vocational training for sewing from MCC partner Brethren in Community Welfare Society in Bhatigachh VDC in the Morang district of Nepal. (MCC photo/Colin Vandenberg)

Instructions are also available at
mcc.org/kits/bag

MCC KIT DROP-OFF LOCATIONS

Material Resources Center

517 West Trout Run Road
Ephrata, PA 17522
717.733.2847

MCC Connections

4080 Kidron Road
Kidron, OH 44636
330.857.7802

The Depot

1013 Division Street
Goshen, IN 46528
574.534.4071

MCC Central States

121 E. 30th St.
North Newton, KS 67117
316.283.2720

West Coast MCC

1010 G Street
Reedley, CA 93654
559.638.6911

**For more information
and a complete listing
of drop-off locations:**

888.563.4676
mcc.org/kits