

KITS ARE FOR CARING

MAKING MCC RELIEF KITS WITH KIDS



WHY RELIEF KITS?

Relief kits are one of the **most requested** items from MCC Material Resources!

Last year, MCC distributed more than **24,500 relief kits** to people in 10 countries, such as Jordan, Haiti, Ukraine, Syria and Democratic People's Republic of Korea (DPRK, also known as North Korea).



With each kit helping **a family of four**, that's a big impact!

The need for relief kits continues to grow as the lives of more and more people are disrupted by conflict or disaster.

Thank you for letting these people know they are not forgotten!

Community health organizer Osa Jonmarits from La Chapelle, Haiti, received a comforter, an MCC relief kit and water purification tablets after his home and property were damaged by flooding from Hurricane Irma in 2017. (MCC photo/Annalee Giesbrecht)

HOW TO USE THIS RESOURCE

THANK YOU for your interest in putting together relief kits for MCC! This curriculum is designed to be ready to use, with everything you need to guide a group of children toward a celebration of sharing God's gifts by collecting material resources for those in need around the world. We are so grateful you have chosen to partner with MCC to provide hope to families facing hardships due to disasters or conflict. Thank you!

You may prefer to adapt the activities to suit your needs; see our suggestions below for some ways to make this resource your own.

Adjusting for age

- Suggested activities may be adjusted to suit a younger audience by:
 - » Simplifying or removing elements
 - » Having an adult model an activity
 - » Limiting the amount of time spent on an activity
- Likewise, activities can be adapted for an older audience by providing more choices and allowing additional time for reflection and discussion, as appropriate.

Adjusting for setting

- Adding an active element can make an activity suitable for a gym or outdoor setting.
 - » When presenting a Bible story, incorporate actions that engage children in the narrative.
 - » For matching games, make large cards with poster paper or cardboard so the children can play on the grass or the floor instead of sitting at a table.

Pick and choose


- If you don't have time for three lessons, feel free to use parts of this curriculum to supplement your needs. Or, roll these resources into a bigger one-day event. The only limit is your imagination.

The final lesson includes a time to assemble your relief kits and celebrate the opportunity to share the gifts God has given us. You may choose to make this a larger celebration for the whole congregation or community, perhaps including a potluck meal.


KITS ARE FOR CARING

MAKING MCC RELIEF KITS WITH KIDS

WHAT'S INSIDE?



- 3 lesson plans
- Relief kit word search
- Coloring pages
- Maze activity
- “Hello” pages
- Kit cards
- Country info sheets



Lessons by Elayna Oswald

Kit illustrations by Robyn Leavens | Coloring page illustrations by Jonathan Dyck

All Scripture verses are from the New Revised Standard Version Bible (NRSV).

Lesson 1: The difference helping can make (Introduce relief kits)

*And let us consider how to provoke one another to love and good deeds...
-Hebrews 10:24*

OPENING ACTIVITY

Prepare the students to engage with new information by asking them questions.

Defining relief

- Help students define “relief” by creating a web on a whiteboard or poster paper with “Relief” as the center:
 - » A break from suffering or a feeling of comfort, as in “relief from the burning sun” or “offering relief to someone who is grieving.”
 - » Things (such as food, money, or medicine) that are given to help people who are experiencing difficulties and need help to stay healthy and clean.
 - » Often people are forced to leave their homes during these difficult times, and cannot always bring all their belongings with them.
 - » Brainstorm reasons someone might need relief, such as war, conflict or disaster.

Explaining relief kits

- Show MCC video
 - » *Journey of a Relief Kit* ([youtube.com/watch?v=KjHLdig0zx4](https://www.youtube.com/watch?v=KjHLdig0zx4))

» *How to Build a Relief Kit* ([youtube.com/watch?v=7ijC9QmEcTo](https://www.youtube.com/watch?v=7ijC9QmEcTo))

- Display a sample relief bucket

TELLING THE STORY

Ask students questions to build interest in the story, such as: “Can you think of times in the Bible when people may have needed relief?”



Choose a story or stories to share with the class.

- Possible Scripture references:
 - » Genesis 41:53–57 — Joseph distributes grain during famine.
 - » Ruth 1–2 — Naomi flees famine; returns to her home with Ruth and both need food.
 - » Matthew 2:13–15 — Joseph, Mary and Jesus flee from Herod and the threat of violence.
- Ask students: Why did the people in the story need relief? Who were the helpers?

LEARNING ACTIVITIES


Play a game to help students realize that everyone has a role to play; have students reflect on the difference helping can make.

Clean-up contest

- Place three rugs in the center of the room. Cover the rugs with spare toys, books and clothing. Assign each child to one of the three rugs. Assign two children to the first rug. Assign five children to the second rug, and assign the rest to the third rug. Tell kids that when you say “go” they must run to their rug, grab one thing and put it away as quickly as they can. Ask kids to predict which group will finish first.
- After the game, discuss why the group with more helpers finished first.

Blindfolded relay race

- Blindfold a volunteer, who will be asked to complete a task. Some suggested tasks include:
 - » Assembling a sandwich
 - » Creating a multimedia portrait (provide yarn for hair, glue, buttons for eyes, etc.)
 - » Dressing a stuffed animal in multiple layers of clothing
 - » Labeling a map or other diagram that relates to the Bible story
- After the volunteer has attempted the task once without help (you may want to have a timer to limit the attempt to a set amount of time), have them try again, this time with help.
 - » Other members of the class can offer verbal encouragement and instructions to the blindfolded volunteer.
- There are endless variations to this activity.
 - » If you have a large class, you may choose to split the class into teams.



» If you have access to a safe outdoor space like a courtyard, you may choose to create an obstacle course for the blindfolded child to navigate.

CLOSING

Conclude with a quiet time of prayer. You may also use this time to make announcements or reaffirm lessons learned during the session.

- Call to collect items over coming weeks.
 - » Distribute kit cards with list of required items (available from MCC or at mcc.org)
- Prayer:
 - » “Heavenly Father, thank you for blessing us with ears to listen to those in need, hearts that can feel compassion and hands that can help.”

FOR OLDER CHILDREN, you may add an additional component to increase the challenge:

- Divide the class into teams of three.
- Child #1 will read the task to themselves on a piece of paper.
- They must communicate the task to child #2 using gestures only. E.g. if the task is to assemble a sandwich, they might mime spreading butter on a slice of bread.
- Child #2 can now direct Child #3 to perform the task. Child #3 is blindfolded.

Lesson 2: Enabling others to be healthy (Explore kit contents)

Beloved, I pray that all may go well with you and that you may be in good health, just as it is well with your soul. -3 John 2

OPENING ACTIVITY

Lay out examples of the relief kit items on the table.

- Ask students how they think each item will help someone in need.
- Play a hygiene game to reinforce how the items will help keep someone healthy.



» Matching game

You can play a matching game that teaches kids the various tools for personal hygiene and which body part to use them on by creating a matching game. On one set of cards, draw pictures of soap, a toothbrush, fingernail clippers or mouthwash. Then create another set of cards that shows hands, teeth, nails and mouth. Flip all the cards over and have the children try to match the tool to the body part.

» Good habit, bad habit

On pieces of paper, write 10 good hygiene habits, such as flossing each night, washing your hands for 20 seconds or covering your mouth when you cough. On 10 more pieces of paper, write down the bad habits. Fold all the pieces of paper and place them in a hat. The children can draw out one at a time and decide whether it's a good hygiene habit or a bad hygiene habit.




» Hygiene charades

Help kids get the motions right by playing hygiene charades. One child picks an action for hygiene, such as brushing teeth, coughing into a sleeve or taking a shower. Then the child acts out the hygiene habit without using any words. The other children guess what action is being portrayed and then the group talks about the proper way to perform each hygiene habit.

INTRODUCING THE STORY

Read Scripture verses together:

- Matthew 25:34–40 *“Truly I tell you, just as you did it to one of the least of these who are members of my family, you did it to me.”*
- Discuss:
 - » What kind of needs does Jesus care about?
 - » Who did Jesus say these people were really helping?
 - » Do you think Jesus’ statement surprised his listeners? What do Jesus’ words in this passage mean for us today?



TELLING THE STORY

Share stories of relief kit recipients.

- » “Hello” pages from *A Common Place Magazine* (available in this packet or at mcc.org/hello)
- » Prayer cards featuring relief kit recipients (available in this packet)

LEARNING ACTIVITIES

- Discuss similarities and differences between the people in the stories and the students.
 - » Create a Venn diagram together as a class to represent differences and similarities.
- Create “Hello” pages for selves and/or classmates. (Blank template included in this packet.)
 - » Might be appropriate to include “hello” in Spanish; a Native American language; or other language the student chooses.
- Make the craft or fill out the puzzle from the Hello profile you read together.
- Complete coloring pages included in this packet.
- Discuss terms like “displaced people,” “refugees,” “disaster” and “conflict.”

FOR ADDITIONAL INFORMATION

about the countries that receive MCC relief kits, teachers may wish to access the info sheets provided at the back of this packet.

CLOSING

- Remind students to continue collecting items for their relief kits and to bring the items the following week.
- Encourage kids to post the prayer cards on their fridge or locker.

Prayer:

“Jesus, thank you for modeling compassion for us. You cared for those who were sick or hungry and ask that we do the same in your name. Help us consider the needs and dreams of people who live far away, remembering that everyone is loved by you.”

Lesson 3: Celebrating the opportunity to share (Assemble kits)

And the crowds asked him, “What then should we do?” In reply he said to them, “Whoever has two coats must share with anyone who has none; and whoever has food must do likewise.” Luke 3:10–11

OPENING ACTIVITY

Prepare a place in the classroom for the relief kit items that you’ve asked students to collect over previous weeks.

- Keep in the mind the method you want students to use to assemble the kits (see Learning Activities below); this may affect how you set up the classroom.

TELLING THE STORY

Ask students to talk about a situation where they shared with another person or someone shared with them this week.

Read Scripture verses together:

- Matthew 15:32–38 (Feeding the Four Thousand)
- Discuss:
 - » What do we learn about Jesus from this story?
 - » What does this story show about sharing?
 - » How do you think the disciples felt at the end of this story?



LEARNING ACTIVITIES

Assemble kits

Organize the assembly according to age and ability. This could be:

- » Set up as a relay race
 - Divide materials between teams so that each team has the right materials to make the same number of kits.
 - Set a timer and see which team can assemble their kits first with one person at a time dropping off one item and returning to their team.

- » Set up as an assembly line
 - Sort materials into groups of like items.
 - Assign student(s) to each group, then oversee assembly line packing.
- » Guided by teacher
 - If the students are very young, it may be necessary to provide more guidance.
 - The teacher can call out the material that is needed and help students locate the appropriate material; continue this process until all kits are packed.

After kits are packed and time permitting, you may want to take the opportunity to further celebrate the opportunity to share. This could be:

- Thanking students for their participation in the kit gathering and assembly through a special treat and words of affirmation.
- Exploring further Scripture passages that encourage generosity.
 - » Proverbs 11:25, John 13:13–15; 2 Corinthians 9:6–11
 - » Discuss: What do you think these verses mean? What do they teach us about generosity and sharing?
 - Have students create actions to go with the verses, then read them again together with the accompanying actions.
- Preparing thank you cards for others who have shared or given help.
 - » Some possible recipients:
 - A parent/grandparent/guardian
 - Pastor
 - Teacher
 - Friend
 - Community member or neighbor

YOU CAN ADAPT MANY FAMILIAR GAMES TO BE COOPERATIVE. HERE ARE A FEW EXAMPLES:

• **Musical Chairs**

Instead of having only one winner, everyone must work together to ensure that they all have a seat on one chair!

• **Simon Says**



Create a no-elimination version by splitting the class into two teams. When a player would normally be out, instead they join the other team's game. You may also assign new leaders throughout the game to ensure everyone has a turn.

CLOSING


Conclude with a prayer of dedication or blessing on the relief kits you've assembled. You may also use this time to make announcements or reaffirm lessons learned during the session.

- Invite parents or church members to celebrate and pray with you.
- Display the relief kit buckets at the front of the room and take a celebration photo. Can you count how many kits you've made? Well done!
- Prayer:
 - » "Lord, please bless the hands that gathered and assembled these materials. We pray that these kits bring hope and healing to the families who receive them. Thank you for the opportunity to care and share with others."






Relief Kits with MCC



C R S R R E F U G E E E
 O K H V E Z L I V B D R
 Z P I P T L J D C Z Q V
 S W P T M N I F O T E C
 K J M D W S Q E M O E W
 T H E B F C H D F P S A
 D X N E S F K A O Q V S
 Q B T O O T H B R U S H
 S T N J X G X I T I T D
 Z F S S A F M P E X N V
 S H Y G I E N E R O T G
 U D C B U C K E T B R N



BUCKET
 RELIEF
 COMFORTER
 SHARING
 HYGIENE

SHIPMENT
 KIT
 TOOTHBRUSH
 REFUGEE
 WASH



You can pack an MCC relief kit yourself, or you can bring individual items to an MCC Material Resources Center.



MCC delivers relief kits all over the world. These kits show God's love to people who are suffering from war, famine and other disasters.




Whether you're young or old, you can help make a difference in the lives of people around the world.



The journey of a relief kit

MCC relief kits travel all over the world to people in need.

START



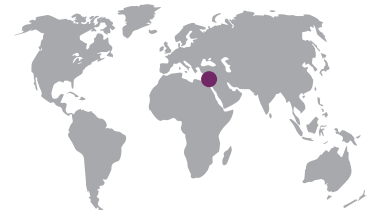
FINISH

Learn more about the journey of an MCC relief kit and watch the video at mcc.org

hello

LEBANON

How do you say hello in Arabic?



marhaba

(MAHR-hah-bah)

My name is Mustafa Hamo.

Age: 8


Lives in: **Beirut, Lebanon**

I live in Lebanon now, but my home was in Syria before a war started there. In Syria, I lived in a big, beautiful house. I played outside with my friends, and I especially liked celebrating holidays with them. Two years ago, we had to leave Syria because soldiers were outside our house. They made my father pay them a lot of money. We went to Lebanon to be safe.

Now we live in a small house, and I share my room with my grandfather. My parents buy less food because it costs more than it used to in Syria, and the teachers in school use English, not Arabic. Last summer, my sisters and I went to summer camp (supported by MCC) where we could practice English, make crafts, play games and draw. I liked making crafts the best, but I also liked the games we played with water and sponges.

Gifts of comfort and warmth


What keeps you cozy and comfortable on winter nights? A favorite quilt, comforter or blanket? Many families left Syria with only their clothes and a few precious belongings. MCC has provided thousands of comforters to Syrians who have fled home.



My favorite food: **French fries**

My favorite subject: **math**

What I want to be: **doctor**



Mustafa and his sisters Nada and Dima like to play and study together.

Design your own quilt square

If you were making a comforter for a family in Syria, what colors and design would you use? Sketch out your ideas.

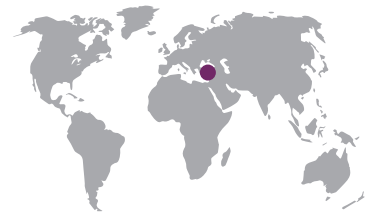


for children

hello

IRAQ

How do you say hello in Arabic?



marhaba

(MAHR-hah-bah)



My name is Shams.

Age: 8

Lives in: Kurdistan Region, Iraq

I am from the city of Fallujah but because of fighting my family moved here. (MCC helped her family move into an apartment. Before, they lived in a tent in a building that was under construction and had no walls but only concrete floors, ceilings and pillars.)

I live with my mother, a sister and two brothers. I like cooking, especially making dough for pizza and cutting vegetables for salad.

I take a bus to a school for children who have come here from other places. We have classes for boys and classes for girls. There are 30 girls in my third-grade class.

My 5-year-old brother and I like to build houses out of blocks. We also make houses out of sheets and the pillows. He has his house and I have my house and we visit each other. Sometimes I bring a glass of water but I pretend that it's tea. Sometimes I dress up in my mother's clothes and head scarf.

I want to build houses someday. The house I build should be beautiful. I would put a library in my house, a bed, a beautiful kitchen and toys. It would be full of toys.


My favorite food: **pizza**

My favorite subject: **English**

What I want to be: **engineer**



Someday Shams (her name means "Sun" in Arabic) wants to be an engineer and build houses.



What would you take?

If you and your family had to leave home with only what you could carry, what would you take?



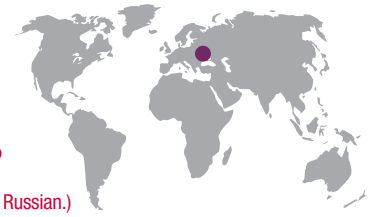
for children

hello

UKRAINE

How do you say hello in Russian?

(Nastya's family and others in this part of Ukraine speak Russian.)



preevyet

(Say "pre-VEE-ET")

My name is Nastya Dontsova

Age: 12

Lives in: Zhytomyr, Ukraine

I used to live in Donetsk, Ukraine, with my mother, father and older sister. But there was fighting and it was too dangerous to stay. My parents and I came to Zhytomyr in October 2014. My sister stayed in Donetsk to study and is still there. My father died a year ago, so it's just me and my mother living in a room in a hotel. We get help paying rent (through an MCC partner) and also get canned meat and other things. My mom really likes the MCC comforters.

I'm in seventh grade. I take music lessons and play the flute. My mom is a cashier at a food store and sometimes I go see her after school. I make paper flowers and bracelets and sell them for spending money.

My favorite food: sushi, pizza and salad

My favorite subject: art

What I want to be: journalist

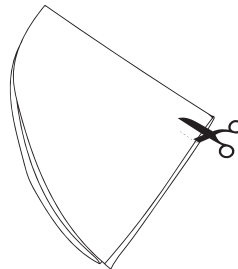
During a student visit to a television station, I was asked what I want from the city of the future. I said I want a city where it's easy to live and learn, but most important, I want a city with no war.

I want to go back to Donetsk. My mom says when it is peaceful there we can go home.

Tissue paper flowers

Make a spring bouquet using tissue paper and pipe cleaners.

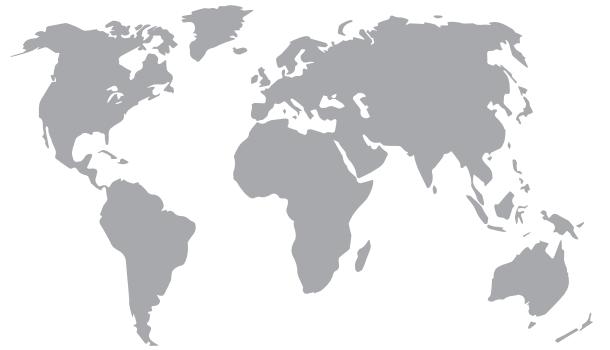
1. Cut 4-5 circles from colored tissue paper and stack them all together.
2. Fold the stack in half, and then in half again.
3. Cut a small notch near the center of the wedge (see drawing).
4. Open the stack back up and weave a pipe cleaner through the two holes.
5. Twist the pipe cleaner into a stem for your flower.
6. Fluff the layers of tissue paper out into the shape of a flower.



Nastya made this bouquet of tissue paper flowers to give to her classmates. What will you do with your bouquet of paper flowers?



hello



My name is _____

Age: _____

Where I was born: _____

How do you show others you care?


How do others show you they care?

My favorite food: _____


My favorite subject: _____

What I want to be: _____

Peace is...



Draw a picture of something you use from the MCC relief kit you packed.



RELIEF KITS
are for caring




HAITI

Please pray for...

Libsencia Bogmwen received an MCC relief kit after a hurricane struck her home in LaChapelle, Haiti, in 2017. There was a lot of damage and MCC helped people recover by sending supplies like soap, towels and comforters. Pray that God will give hope and healing to people in Haiti. (Psalm 46: 1-3)



MCC
Relief, development and peace
in the name of Christ



RELIEF KITS
are for caring



EL SALVADOR

Please pray for...

Fermin Alexander Argueta is from Torola in El Salvador. MCC provided relief kits for people in Fermin's community when drought came. Without rain, people had a hard time making money. MCC helped families who needed supplies right away. Pray that rain will fall in El Salvador, and that kids like Fermin will feel God's love. (Acts 14: 17)



MCC
Relief, development and peace
in the name of Christ



RELIEF KITS
are for caring



JORDAN

Please pray for...

This family lives in Amman, Jordan. They are refugees who had to flee because of conflict and war. MCC helps families like this by providing relief kits, school kits and comforters. It's a way of showing them they are not forgotten. Pray that the war will soon end so families can return home. (Deuteronomy 31:8)



MCC
Relief, development and peace
in the name of Christ

How to use these cards

Consider using these cards as you remember and pray for those who will receive your packed relief kits. Here are just a few suggestions of how to use these:

1. Have a large group prayer of dedication over the kits. Pass out cards to different people and have them read aloud about one person or family who received a relief kit. Then say a prayer for that person and country.
2. Create stations and have a prayer walk where people can stop and say a silent prayer for the person and country listed that receives MCC relief kits. Stations could consist of a stack of finished kits or a pile of one specific supply in the kit (for example, towels or laundry soap).
3. Hand one card out each week in your church bulletin or to the children in Sunday School. Encourage people to post them on their refrigerators and pray throughout the week for the person and country.

Dear God,

We thank you today for the country of _____.
Would you please make your presence known to _____, their family and their community? Grant them your peace amidst the war or disaster they are facing in their lives.

We thank you that you have blessed us with the gifts to be able to share God's love and compassion for all in the name of Christ. Be with these relief kits as they travel from our hands to the hands of those in need around the world. Help those who receive them to know that we care about them. Amen.



RELIEF KITS
are for caring



RELIEF KITS
are for caring



UKRAINE

Please pray for...

Lina Nesterchuk and Galina live in Zhytomyr, Ukraine. They had to move to a new city because of conflict and violence in their hometown. MCC stepped in during their emergency to help them get important supplies like toothbrushes and shampoo. MCC also helps them heat their homes in the cold winter. Pray that God would provide for their needs and heal their land. (John 16:33)



Relief, development and peace
in the name of Christ



RELIEF KITS
are for caring



SYRIA

Please pray for...

Partners in Syria, where war has been going on for many years. People work hard to care for families, children, seniors and other vulnerable people. These people need items like towels and laundry soap, but they also need hope and strength. Pray that the Lord will bring peace to Syria. Pray also that MCC relief kits will bring a small ray of light to people's lives. (Matthew 5:16)



Relief, development and peace
in the name of Christ

IRAQ



Why does MCC ship relief kits to Iraq?

- To improve basic health and security for vulnerable populations affected by conflict in Iraq.
- To provide timely and needed primary assistance for immediate needs. This will decrease the risk of experiencing secondary issues like illness, insecurity and trauma.
- Distributing items that are donated from the U.S. enhances a feeling of solidarity and attention to the situation of Iraqi people.

Who receives MCC relief kits in Iraq?

- Internally displaced persons (IDPs)
- Host communities
- Refugees
- Returnees

Building on decades of instability, war and displacement, the Islamic State group (ISIS) entered Iraq in late 2013, beginning in Anbar governorate and rapidly gaining territory in Ninewa, Kirkuk, Salahaddin, Diyala and Baghdad governorates throughout the first half of 2014. This quick expansion prompted multiple waves of ongoing displacement in different areas. Displacement also occurred during fighting to retake these areas.

Ongoing political instability and the rise of ISIS continued to cause displacement and further limited the ability of people to meet their basic needs. The massive displacement of almost 5.8 million Iraqis—2.2 million of whom are still displaced—is compounded by an ongoing economic crisis, political disputes and broader regional instability.

Small and large waves of recently displaced and recently returned populations need immediate life-saving items—food, water, shelter and essential household and personal items, such as the items in an MCC relief kit.

3,192



Total MCC relief kits shipped to Iraq in FYE 2018



mcc.org



WHAT WOULD YOU TAKE WITH YOU?

If you were suddenly forced to leave your home behind (possibly forever) because of a war or disaster, what five items would you take with you?

1. _____

4. _____

2. _____

5. _____

3. _____



UKRAINE



Why does MCC ship relief kits to Ukraine?

- To meet basic human needs by providing humanitarian assistance to the most vulnerable and at-risk people in the wider territory of Zaporizhzhia and Dnipropetrovs'k regions.
- To reduce the social tension between the local population and internally displaced persons (IDPs) through the distribution of humanitarian help and joint meetings between the two groups.

Who receives MCC relief kits in Ukraine?

- Current and formerly incarcerated people
- Ex-addicts who are in rehabilitation centers
- HIV-positive people
- Local families living in poverty
- Internally displaced persons
- Orphans
- Elderly and disabled people

The conflict in Ukraine continues to force people from their homes to seek refuge in other parts of the country. It began in 2014, when Russia annexed the Crimea region; the unrest spread eastward, with waves of people fleeing fighting in the Lugansk and Donetsk areas. Recently the conflict escalated in eastern Ukraine and four million people now require immediate humanitarian assistance.

Because of the continued undeclared war in the east of Ukraine, the flow of internally displaced persons (IDPs) has increased, and as of early 2015, it reached 1,000,000 officially registered persons. These people face tremendous difficulties and had to flee their homes to save their lives. When they come to new place, they need a place to live and a job to cover basic food and housing needs. Unfortunately, the government can't provide shelter and food for IDPs. People have little or no money to

support themselves and their families. The unemployment rate continues to grow, and many industrial factories have closed.

The situation is tense between locals and IDPs. There is some friction because often IDPs do not find jobs quickly and do not want to go to rural areas to grow crops for a living. The locals are already working hard, and they sometimes perceive that the IDPs are just waiting around for someone to help them.

MCC is assisting displaced people and those still living in the conflict zone through local partners in the Zaporizhzhia and Dnipropetrovs'k regions. This support includes assistance with rent and heating costs and psychological support to people affected by the conflict. MCC shipments of supplies such as comforters, canned meat and hygiene items have almost doubled since the conflict began.

4,058



Total MCC relief kits shipped to Ukraine in FYE 2018



MCC

mcc.org



WHAT WOULD YOU TAKE WITH YOU?

If you were suddenly forced to leave your home behind (possibly forever) because of a war or disaster, what five items would you take with you?

1. _____

4. _____


2. _____

5. _____

3. _____



HAITI



Why does MCC ship relief kits to Haiti?

- To respond to the basic humanitarian needs of vulnerable people who have experienced natural disasters.
- To ensure that MCC in Haiti maintains a pre-positioned stock of basic humanitarian relief resources to be able to mount a rapid disaster response for at least 500 families a year.

Who receives MCC relief kits in Haiti?

- Families and community members, particularly those from the most vulnerable communities

Haiti is at high risk for both frequent and severe natural disasters. In recent years, Haiti has dealt with flooding that devastated the north of the country (in November-December 2015), a category 4-5 hurricane (Matthew, October 2016), widespread flooding and landslides across southern Haiti (March-May 2017) and flooding and heavy winds from Hurricane Irma (September 2017).

In addition to storms and flooding, Haiti is also at high risk of earthquakes, with many fault lines running under the country. This risk was realized during the devastating earthquake of 2010, which killed an estimated 250,000 people and left millions homeless.

After Hurricane Matthew in 2016, all of MCC's humanitarian assistance was distributed within 72 hours of the storm and reached 1,585 people with food, blankets, relief buckets and water treatment tablets. The speed allowed for a more effective response and was a major outlier among Non-Governmental Organizations, United Nations and governmental responses, which took weeks to mobilize.

After responding quickly with humanitarian relief, MCC then could focus more clearly on longer-term disaster response and recovery projects. Sending relief kits and other humanitarian relief ensures that MCC can continue to respond in this way, quickly and effectively, to the natural disasters that are all too common in Haiti.

504



Total MCC relief kits shipped to Haiti in FYE 2018



mcc.org



WHAT WOULD YOU TAKE WITH YOU?

If you were suddenly forced to leave your home behind (possibly forever) because of a war or disaster, what five items would you take with you?

1. _____
2. _____
3. _____
4. _____
5. _____



JORDAN



Why does MCC ship relief kits to Jordan?

- To contribute to Syrian and Iraqi refugees' and vulnerable Jordanians' resilience and ability to cope during a time when their access to resources is very limited.

Who receives MCC relief kits in Jordan?

- Extremely vulnerable Syrian and Iraqi refugee families living in Jordan
- Vulnerable Jordanian families

Jordan has been a major focal point for thousands of people fleeing violence in Syria and those displaced from Iraq, Sudan, Somalia and Yemen. Of Jordan's total population of 9.2 million, the number of Jordanians is around 6.6 million, while the number of non-Jordanians who reside in the country is around 2.9 million (according to the results of a national census conducted in November 2015). Of the total non-Jordanian population, 1.3 million are Syrians with some 600,000 registered as refugees.

Almost 90% of Syrian refugees live in towns and villages instead of

camp, stretching Jordan's limited resources, schools and hospitals to the limit. The impact of the Syrian crisis has placed a heavy burden on Jordan's resources and infrastructure.

MCC partners with a local organization in Jordan to improve the health conditions and psychological well-being of 800 families. These families receive home visits from partner staff to assess their needs and refer them to specialized services where they can access support. Over 200 families also receive financial assistance for medical needs.

8,004



Total MCC relief kits shipped to Jordan in FYE 2018



mcc.org



WHAT WOULD YOU TAKE WITH YOU?

If you were suddenly forced to leave your home behind (possibly forever) because of a war or disaster, what five items would you take with you?

1. _____

4. _____

2. _____

5. _____

3. _____



SYRIA



Why does MCC ship relief kits to Syria?

- To contribute to Syrian internally displaced persons' (IDPs) resilience and ability to cope during a time when their access to resources is very limited.

Who receives MCC relief kits in Syria?

- Extremely vulnerable Syrian internally displaced families

March 2018 marked the beginning of the 8th year of conflict in Syria. Over half of Syria's population has been displaced from their homes—6.1 million people are internally displaced and a further 5.5 million Syrians are refugees in neighboring countries. Lebanon and Jordan host large refugee populations relative to their national size. Over 13.1 million people require humanitarian assistance as a result of indiscriminate violence, multiple and prolonged displacement, deepening poverty and lack of access to basic services.

In this time of war, churches in Syria continue to minister to those who are least able to buy food,

water, heating fuel or housing. In Iraq, Lebanon and Jordan, MCC's partners also help displaced people with basic needs, trauma healing and vocational training.

Since 2012, MCC has supported a local partner organization in Syria in their work to provide cash assistance to conflict-affected families in Syria. This project provides monthly cash allowances to 550 internally displaced and vulnerable families. As families face the wrenching choice of risking their lives by leaving Syria or by staying, cash assistance enables them to meet their immediate needs of shelter, food, hygiene and medical support.

1,146



Total MCC relief kits shipped to Syria in FYE 2018



mcc.org



WHAT WOULD YOU TAKE WITH YOU?

If you were suddenly forced to leave your home behind (possibly forever) because of a war or disaster, what five items would you take with you?

1. _____

4. _____

2. _____

5. _____

3. _____

